



Connecting people and
communities for a brighter future

Chubu Gakuin University &
College

Application Guide

2023 → 2024

Four-Year Programs

Human Well-Being Department Human Well-Being Major

- Social Welfare Course
- Mental Health and Welfare Course
- Care Support Course
- Community Contribution Course

Education Department Child Education Major

- Elementary and Junior High School Teacher Course
- Kindergarten and Nursery School Teacher Course

Sports Health Science Department Sports Health Science Major

- Sports Health Course
- Health and Physical Education Course
- Disabled Sports Course
- Sports Management Course

Two-Year Programs

Junior College Programs Infant Education Major

- *Asobist* (Play Specialist) Course
- Disabled Children Support Course
- Childcare Support Course

Junior College Program Social Welfare Major

- Nursing and Welfare Course
- Beauty Design Course
- Healthcare Administration Course

One-Year / 1.5-Year Course

Preparatory Department for Overseas Students Japanese Language Course



Full Support for Overseas Students

SUPPORT 1 Comprehensive Scholarship System

We provide accommodation subsidies for life in Japan and learning subsidies to help you study as well as scholarships for students who pass the Japanese Language Proficiency Test.

For details on scholarships, refer to No.14.

SUPPORT 2 Assistance for Passing Level N1/N2 of the Japanese Language Proficiency Test (JLPT)

We provide ongoing learning support to assist students in passing JLPT. Students can set their own study hours to efficiently gain Japanese proficiency. Every year, many students from Chubu Gakuin University & College successfully pass JLPT N1 and N2.

SUPPORT 3 International Exchange and Overseas Student Support Division

The International Exchange and Overseas Student Support Division works to provide support for international students in Japan, study abroad for Japanese students and international interchange events for the purposes of globalization, which is one of Chubu Gakuin's educational goals.

To ensure an enriched student life and daily life in Japan, our institution provides our international students with support for scholarship procedures, Japanese language learning, Status of Residence procedures and other matters.

We have also prepared a campus that takes the various needs of overseas students into consideration. As one example of a religious or cultural consideration, we have set aside a prayer room for Muslims.



SUPPORT 4 Computer Lending

The university will lend out laptops to students during the period of enrollment as measure for improving student education and classes.

* Excludes the Preparatory Department for Overseas Students

The main campus is located in the Tokai Region, Japan's most dynamic area.

We teach with strong cooperation from authorities, businesses and welfare institutions in the Tokai Region and beyond. Our university features an excellent learning atmosphere for developing workers who will contribute to social development.

Founding Spirit

יראת יהוה ראשית דעת

"Fear of God is the beginning of wisdom"

A school education based in evangelical Christianity to develop people harmonious in knowledge, virtue and body.

Seki Campus



Kakamigahara Campus



**Fostering social welfare workers
educated about social welfare in Japan who
can contribute to social welfare in their own
country in the future**



Human Well-Being Department

Human Well-Being Major

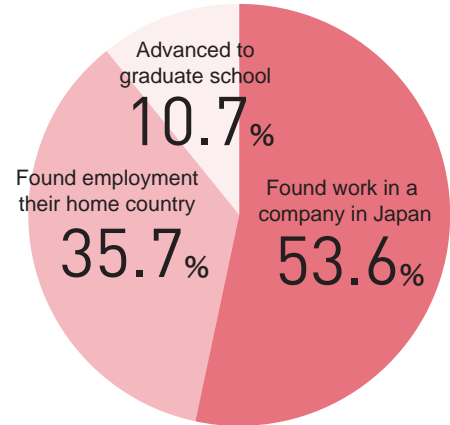
Social Welfare Course / Mental Health and Welfare Course /
Care Support Course / Community Contribution Course

An enhanced curriculum for international students!

We have a substantial curriculum for international students to facilitate learning the Japanese language and understanding social welfare in Japan.

Introductory Comparative International Social Welfare A/B	Gain basic knowledge of Japanese history, geography, government organization, culture, medicine, etc. and compare the social welfare systems in Japan to those in your own country.
Comparative International Social Welfare A/B	Aims to have students gain an overall image of Japanese social welfare and be able to consider and apply that knowledge in a variety of situations.
Social Welfare in Japan	Understand social welfare in Japan from a regional and family perspective, and consider issues in the Japanese system.
Modern Social Welfare Management	Understand the various management systems and management issues in the fields of social welfare and long-term care.
Social Welfare Management	Understand basic theories of organization and management of welfare services.

What overseas students did after graduating over the last three years
(yearly average)



Learn the basics of the various social welfare fields that will support society in the future and develop expertise through four courses.

Social Welfare Course

Work toward acquiring a social welfare qualification by learning about related laws and systems, and current social welfare issues.

Social Welfare Worker

Welfare service specialists to help people in need

A social welfare worker's main job is to provide advice and assistance to people who need social welfare services, such as the elderly and people with disabilities.

Mental Health Social Work Course

Work toward acquiring qualification as a mental health social worker to provide consultation services at mental health institutions and hospitals.

Mental Health Social Worker

Experts offering support for depression and other psychological disorders

Mental health social workers assist people who have been treated for mental illness reintegrate into society.

Care Support Course

Work toward acquiring qualification as a care worker providing care to the elderly and peoples with disabilities.

Care Worker

Certification for nursing professionals

Play an active role in the long-term care field as a professional with specialized knowledge and skills.

Community Contribution Course

Develop your abilities to contribute to the community, becoming the kind of person that is in demand by business organizations.



Learn Japan's unique education and apply it to education in your home country.



Education Department

Child Education Major

Elementary and Junior High School Teacher Course /
Kindergarten and Nursery School Teacher Course

Developing people to pursue a career in education,
childcare and child welfare

Elementary and Junior High School Teacher Course

Learn about transitioning from pre-school to elementary school and special support education.

Educational training takes place close to campus, allowing for real-time follow-up from faculty and staff.

Kindergarten and Nursery School Teacher Course

Training nursery teachers (kindergarten, daycare) with a sound knowledge of special support education and social welfare.

A child and family support center for children is located on campus for students to frequently interact with both children and parents. This kind of institution is rare even on a national level.

The Forest Learning Plan enhances knowledge and experience by combining learning at the university with off-campus practicums.

Since today's educational environment requires rapid responsiveness, the school designs its curriculum to develop connections with places where education takes place day-to-day. Students apply their learning during off-campus practice and return with topics to study, which further deepens their understanding. The cycle of experience and reflection helps students develop practical leadership skills.

The child and family support center "La Lula" provides opportunities to meet preschool children and parents while on campus.

At La Lula, everyone nurtures the growth of children before they transition to elementary school and their parents. This is an ideal environment for the next generation of students to learn about childcare support services, childrearing, and support for the families and child development. At La Lula, students learn how to create an environment where children take the initiative for activities, how supporters should act and the ideals for communicating with parents. It is one of the few facilities in Japan where students can observe (through windows in the corridor outside La Lula) the interaction between parents and children's growth.

Nurturing professionals who provide support for a life with sports



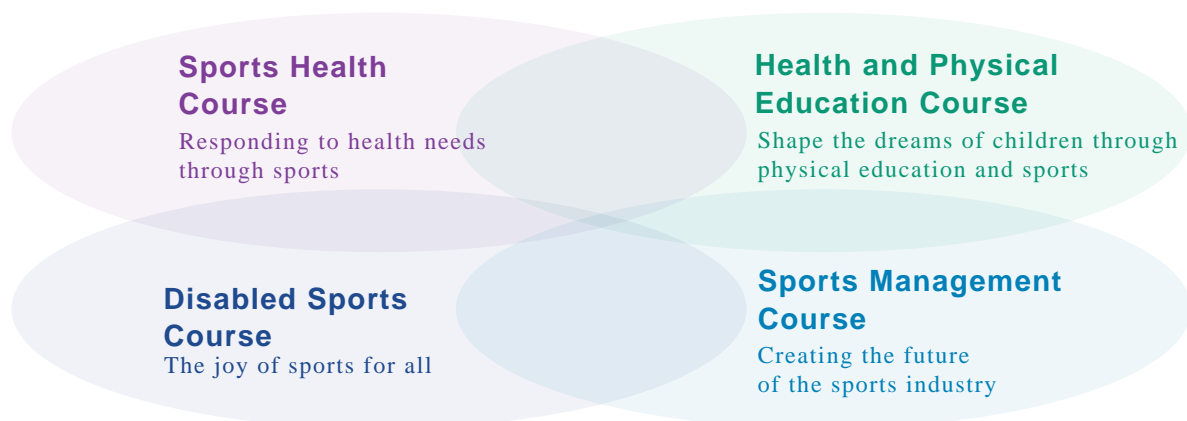
Sports Health Science Department

Sports Health Science Major

Sports Health Course / Health and Physical Education Course /
Disabled Sports Course / Sports Management Course

Master a valuable expertise in four areas suited for current needs

This major consists of four specialized courses. The focused study in each course will drastically improve your specialized skills as a sports instructor.



Learning collaboration expands your potential!

The academic fields of the Sports Health Science Department are comprehensive and multidisciplinary. The faculty has a close relationship with other university faculties (physical therapy, nursing, social welfare and education). The Sports Health Science Department curriculum approaches the study of sports science and health science in a multifaceted and practical way so you can gain more valuable expertise. In addition to dramatically expanding your field of activity, your learning will equip you with powerful abilities to help support people.



Childcare in Japan fosters
vitality through play
Become a specialist nurturing
children's vitality



Junior College Program

Infant Education Major

Asobist Course/ Disabled Children Support Course/
Childcare Support Course

Be an attractive *asobist*!

An *asobist* (play specialist) understands the joy of play and the importance of nurturing the five senses in a nature setting. Our school uses the term *asobist* to refer to play specialists who can work happily and closely with various kinds of children and families to provide support.

Three unique courses *Asobist* / Disabled Children Support / Childcare Support

Choose a specialty in your second year and further develop your expertise. In your second year you will choose a course and learn more specialized subjects. Participation in many off-campus activities such as practices, facility visits and volunteer activities will improve your practical skills in line with your career plan.

Infant Education Major—A curriculum to develop *asobists* (specialized major)

	First semester	Year One	Second semester	First semester	Year Two	Second semester
Systematically deepen your understanding of play	Music A, B/Education Foundations I, II			General Expression Activities		
	Early Childhood Content Theory	Early Childhood Content (Expression)		Preschoolers and Expression/Preschoolers and Health		
Connect theory to practice	Foundations Seminar			Specialist Seminars (for the three specialist courses)		
	Onsite Training (Iwanoda Children's Center). Other Asobist Training Course	Practical Application Foundations Seminar, Presentation of Results		Development Support Center Practicum Participation in Kindergartens, Nursery Centers, Children's Schools, and Community Events		Presentation of Senior Research Results
Apply play in the field		Kindergarten Education Training I (Kindergartens : 10 days in November) Childcare Training I B (Facilities : 10 days in February)		Childcare Training I A (Nursery Centers : 10 days in June)		Kindergarten Education Training II (Kindergartens : 10 days in September) Childcare Training II, III (Nursery Centers, Children's Homes, Children's Centers, etc. : 10 days in November)

Access to multiple childcare institutions to learn from children

The Seki Campus is home to Kirigaoka Kindergarten. Kakamigahara Campus has La Lula, a child and family support center. There is also an enriching environment at other related organizations such as the Joban Nursery School, the university-affiliated kindergarten and Iwanoda Children's Center.



Kirigaoka Kindergarten (on the Seki Campus)



Joban Nursery School (Gifu City)



La Lula (on the Kakamigahara Campus)

Be a care worker who can demonstrate
your abilities after learning about
Japan's advanced social welfare system



Junior College

Social Welfare Major

Nursing and Welfare Course / Beauty Design Course /
Healthcare Administration Course

A full range of subjects that support the needs of overseas students

All classes are conducted in Japanese. Large amounts of specialized vocabulary can make you feel nervous at times. The Social Welfare Major has classes to support international students so they can study with peace of mind.



Nursing Care Foundations

This course helps to build an environment where students can study with peace of mind while exchanging opinions not only about study content, but also discuss learning methods and problems about life in Japan (culture, happenings at part-time jobs, etc.).



Japanese for Nursing Care

A course for learning the Japanese vocabulary necessary for nursing care. In addition to technical terms, you will also learn vocabulary frequently used in long-term care.

Japan's social welfare is drawing attention from Asian countries experiencing falling birthrates and an aging population. Why not acquire knowledge and practical abilities that you can utilize for the future of your country?

Nursing and Welfare Course

Learn the specialized skills and knowledge to support the elderly and the disabled who need nursing care, with the aim of acquiring national certification as a care worker.

Nursing Welfare Worker

Certification for nursing professionals

In addition to practical skills for daily life support, you will acquire highly specialized practical skills such as the basics of dementia care and medical care, the operation and management of long-term care facilities, and nursing care in the event of a disaster. We are also actively promoting the acquisition of support methods that incorporate the use of state-of-the-art equipment, such as nursing care robots.

To pass the national examination, you will be provided with an individualized study plan over two years. Passing the national examination and obtaining certification as a care worker means you will be able to work at long-term care facility in Japan with a "Nursing Care" Status of Residence after you graduate.



Beauty Design Course / Healthcare Administration Course

These two courses are aimed at enabling you to acquire practical professional abilities to get a job. Study business manners and communication skills.

Fulfilling Japanese language education program that actively supports overseas student



Preparatory Department for Overseas Students, Japanese Language Course

One-Year Course, 1.5-Year Course

In addition to Japanese language education, the Japanese Language Course actively provides students with knowledge of Japanese affairs and Japanese society and opportunities to experience Japanese culture and regular undergraduate classes.

Preparatory Department for Overseas Students, Japanese Language Course

A department established for preparatory education in the Japanese language to assist those who hope to move on to Chubu Gakuin University & College.



Program Details

① 30 Students (Spring Enrollment, Fall Enrollment)

Spring Enrollment: From April for one year

Fall Enrollment: From September, for 1.5 years

② JLPT: Take the test within the fiscal year (April–March) with the aim of passing Level N2 and proceeding to Chubu Gakuin University & College.



Examples of Events



Entrance ceremony,
cherry blossom viewing



Japanese cultural experience:
Tanabata

4月

5月

6月

7月

8月

9月



Excursions



University festival

10月

11月

12月

1月

2月

3月



Christmas service



Completion ceremony

INTERVIEW

Student and Alumni Voices

Believe and don't give up to make it happen, even if it's only one step at a time!

JAKO LIYU TORIKO

Birthplace: Indonesia

April 2019 Entered the Human Well-Being

Department as a Human Well-Being Major

March 2023 Graduated from the Human Well-

Being Department as a Human Well-Being Major

I used to think that nursing care was simply "taking care of someone," but doing specialized study at university changed my thinking. I learned the importance of providing emotional support and helping people live humanely even in old age. I currently employed as a care worker at facility in Japan. In the future, I would like to become a bridge between Japan and Indonesia, applying what I learned and experienced in Japan in Indonesia.



Becoming a Care Professional in Japan

ZHAO KEITI

Birthplace: China

April 2020 Entered the Human Well-Being

Department as a Human Well-Being Major

I am studying to become a care worker. In my first year, I was unable to enter to Japan due to the new coronavirus, so I took online classes in China for about a year. Since coming to Japan, I have been able to deepen my understanding of Japanese culture in addition to learning specialized nursing care knowledge and skills through practical training at a nursing home. I hope to cherish my connection with Chubu Gakuin University & College, which has been a great help to me even after I graduated.



Learn nursing care in an easy-to-learn and fun environment!

KYAL SIN LINN LATT

Birthplace: Myanmar

October 2021 Entered the Preparatory Department

for Overseas Students, Japanese Language Course

March 2022 Completed the Preparatory Department

for Overseas Students, Japanese Language Course

April 2022 Entered the Junior College Program as a

Social Welfare Major

Social Welfare Major instructors are very attentive. They are always available to warmly talk about any problems you may have in your life. The environment allows me to enjoy learning about nursing care without worrying about my studies or my daily life. The Social Welfare Major allows you to learn the important concepts and specialized skills of caregiving. In the future, I would like to apply the knowledge I have gained at this university to become a person who is useful to society through my nursing care career.



My studies at the junior college are being put to good use in my work!

DINI ENDAH DWI UTAMI

Birthplace: Indonesia

April 2020 Entered the Preparatory Department

for Overseas Students, Japanese Language Course

March 2021 Completed the Preparatory Department

for Overseas Students, Japanese Language Course

April 2021 Entered the Junior College Program

as a Social Welfare Major

March 2023 Graduated from the Junior College

Program as a Social Welfare Major

I wanted to become a care worker because I think it is important for people in society to help each other. I learned nursing care techniques and professional knowledge in lectures and eventually set my personal goal as "providing support to each patient in accordance with their mental and physical condition so they can lead their best life." I still hold that goal as a care worker. I respect the wishes of my patients and help them have a safe and enjoyable time every day.



INTERVIEW

Student and Alumni Voices

Learning with friends
makes nursing care
even more fun!

PHYO HAY MAN

Birthplace: Myanmar
April 2020 Entered the Junior College
Program as a Social Welfare Major
March 2022 Graduated from the Junior
College Program as a Social Welfare Major

I enrolled as a Social Welfare Major
because I wanted to learn more about
nursing care.

I enjoyed learning about recreation and
nursing care skills in my classes, which
reinforced my desire to do care work.

My Social Welfare Major colleagues and I
enjoyed ourselves while having many
enjoyable experiences.

I think those experiences will definitely be
useful as a certified care worker.

I would like to make the most of what I
learned and experienced in my student life.



I want to provide people
with the best care service!

VU THI TUYET NHUNG

Birthplace: Vietnam
April 2022 Entered the Human Well-Being
Department as a Human Well-Being Major

I currently work part-time at a nursing
home and study in the Care Support
Course to obtain a national qualification as
a care worker. There were many things I
did not understand before entering the
program, but I have gradually come to
understand more and more about societal
and caregiving issues. I would like to
continue to learn both Japanese and a lot
of new knowledge about nursing care, and
I'd like to contribute to the nursing care
industries in Japan and Vietnam in the
future.



I would like to expand
knowledge together with my
peers and move to the next
step of learning.

Tang Cheng Na Chuan

Birthplace: China
April 2020 Entered the Preparatory Department for
Overseas Students, Japanese Language Course
March 2021 Completed the Preparatory
Department for Overseas Students, Japanese
Language Course
April 2021 Entered the Human Well-Being
Department as a Human Well-Being Major

When I started studying Japanese at
Chubu Gakuin, everything was difficult and
I wanted to give up.

However, support from my instructors and
seeing my classmates' attitude toward
studying made me motivated to study.

My knowledge expanded after a year of
study.

Living in Japan, I am gaining further knowl-
edge and also studying more Japanese.

I will continue to enjoy student life even
more and value my time even more!



Children grow through
play.

Zhang Ying Xin

Birthplace: China
April 2020 Entered the Junior College Program
as an Infant Education Major
March 2022 Graduated from the Junior College
Program as an Infant Education Major

Children learn and grow through play.

In my classes, I learned about the idea of
mokuiku (education through interacting
with wood and trees).

I would like to be a childcare worker who
can let children freely play in nature and
nurture their five senses and rich sensibili-
ties with wooden toys.

Also, I learned that, for children, things that
may seem trivial may not be trivial at all.

I will do my best to seriously listen to
children's thoughts and protect their
healthy growth.



Overseas Students by Country

- Myanmar
- China
- Indonesia
- Sri Lanka
- Nepal
- Vietnam
- The Philippines
- Bangladesh

Scholarship System

Tuition (Normal and Reduced)

Applicants who have difficulty studying for economic reasons and those who satisfy the following conditions are eligible for reduced tuition.

1. Desire to study and a healthy attitude toward life;
2. The annual income of the person providing financial support must be less than 5 million yen.

For privately financed international students who have a "Student" Status of Residence

**Annual Tuition Costs
Equipment and Facility Fee
Education Fulfillment Fee**  **35% Reduction**

(excludes the Preparatory Department for Overseas Students, Japanese Language Course)

Unit: Yen

Categories	Normal Tuition		35% Reduced Tuition		Preparatory Department for Overseas Students				
	Tuition paid by students in the Human Well-Being, Education, and Sports Health Science Department in the first academic year	Tuition paid by students in the Junior College Program	Tuition paid by students in the Human Well-Being, Education, and Sports Health Science Department in the first academic year	Tuition paid by students in the Junior College Program					
	1 year	1 year	1 year	1 year					
Admission fee	300,000	280,000	250,000	230,000	50,000				
Tuition	600,000	550,000	390,000	357,500	1-Year Course: 550,000 yen 1.5-Year Course: 825,000 yen 275,000 yen paid each semester (half-year) period				
Equipment and facility fee	182,500	200,000	118,625	130,000					
Education fulfillment fee	275,000	280,000	178,750	182,000					
Consignment fee	51,500	51,500	51,500	51,500					
Annual total	300,000	1,109,000	280,000	1,081,500	250,000	738,875	230,000	721,000	Course amount + Entrance fee

* Tuition is paid in two installments (first and second semester)

* In addition to the above tuition, there are additional fees for textbooks, practical training, insurance, etc. These fees may be revised during the period of study.

Scholarship System for Privately Financed International Students

Unit: Yen

Scholarships specific to Chubu Gakuin University & College	Amount, etc.	Conditions, etc.	Timing of payment
Admission fee reduction/exemption	50,000	Those with a "Student" Status of Residence	Upon entering
Tuition reduction	35% reduction	Those with a "Student" Status of Residence	Four years or two years
Scholarships for overseas students	5,000–15,000 per month	Determined according to academic performance	While enrolled
JLPT N1 Award	100,000 (University/Junior college student)	Pass N1 while enrolled	One time only
JLPT N2 Award	50,000 (Preparatory Department students)	Pass N2 while enrolled (in a Chubu Gakuin University/College course)	One time only
JLPT N1 Holder Applicant Award*1	QUO Card worth 50,000 yen*2	N1 Holder at Enrollment	After entering
JLPT N2 Holder Applicant Award*1	QUO Card worth 30,000 yen*2	N2 Holder at Enrollment	After entering

*1 Does not apply to students studying in the Preparatory Department for Overseas Students, Japanese Language Course.

*2 QUO Card is a pre-paid gift card that can be used at domestic convenience stores, restaurants, drugstores, bookstores, etc.

Unit: Yen

Other scholarships	Amount, etc.	Conditions, etc.	Timing of payment
MEXT Honors Scholarship for Privately Financed International Students	48,000 yen/month (University/Junior college student)	Excellent citizenship and academic performance (several available)	1 year
Yellow Angel Scholarship	25,000 yen/month (University/Junior college student)	Excellent citizenship and academic performance (several available)	1 year
Rotary Yoneyama Memorial Foundation Scholarship	100,000 yen/month (University student) 70,000 yen/month (Junior college student)	Excellent citizenship and academic performance (several available) Active participation in international exchange activities	1 or 2 years
Heiwa Nakajima Foundation Scholarship	100,000 yen/month (University/Junior college student)	Excellent citizenship and academic performance (several available) Active participation in international exchange activities	1 year

Note: Available scholarships may differ depending on the academic year.

Entrance Examination Guidelines

Number Admitted

Department / Major	Enrollment Limit	Period of Enrollment
Human Well-Being Department / Education Department / Sports Health Science Department	Few	4 years
Junior College Program / Infant Education Major / Social Welfare Major	Few	2 years
Preparatory Department for Overseas Students Japanese Language Course	30 people	1 Year, 1.5 Years

Preparatory Department for Overseas Students, Japanese Language Course

■ Spring Enrollment: April Length of Study: 1 year

■ Fall Enrollment: September Length of Study: 1.5 years Fall enrollment is made up of the following two courses.

1.5-Year Course

A course for learning Japanese, from beginner to advanced, over 1 year and 6 months.

However, if there are fewer than 15 applicants for Fall enrollment by the application deadline, please note that the course will not be held.

Internal Special Recommendation Course

This is recommendation system is for students who have the required Japanese proficiency at the time of admission according to the application qualifications and for whom post-admission grades are recognized as excellent, allowing transfer to a Chubu Gakuin University & College department/major after six months.

However, in such cases, the student's record will show withdrawal from the Japanese language course rather than completion.

Application Requirements

University/ College

Those who satisfy conditions 1 and 2 below and have received residence status ("Student") under the Immigration Control and Refugee Recognition Act are eligible for enrollment at the university.

- Those who have completed 12 years of formal education at schools in foreign countries or have received an equivalent education.
- [Human Well-Being Department/ Education Department/ Sports Health Science Department]

[Infant Education Major/ Social Welfare Major]

- ① Those who have sufficient Japanese proficiency to take classes and carry out research in Japanese after enrolling in the university and who satisfy one of the following conditions.
 - Those who have completed study at a Japanese language learning institution that consists of a curriculum of 600 hours or more, with attendance of 600 hours or more.
 - Those who hold a JLPT certification (administered by JEES and the Japan Foundation) at N2/Level 2 or higher. In addition to either of the above, those who can return to their home country after graduation and become leaders in each study area.

Preparatory Department for Overseas Students

Spring Enrollment [1-Year Course] / Fall Enrollment [1.5-Year Course]

(Note) Those who have spent more than one year in a Japanese language institution in Japan (Japanese language school, etc.) are not eligible to apply.

Those who satisfy conditions 1 and 2 below and have received residence status ("Student") under the Immigration Control and Refugee Recognition Act are eligible for enrollment at the university.

- Those who have completed 12 years of formal education at schools in foreign countries or have received an equivalent education.
- Those who have sufficient Japanese proficiency to take classes in Japanese after enrolling in the university and who satisfy one of the following conditions.
 - Those who have completed study at a Japanese language learning institution that consists of a curriculum of 150 hours or more, with attendance of 150 hours or more.
 - Those who hold a JLPT certification (administered by JEES and the Japan Foundation) at N5/Level 4 or higher or J-Test (administered by Gobun Kenkyusha Co., Ltd.) certification at Grade F or higher.

Fall Enrollment [Internal Special Recommendation Course]

Those who satisfy conditions 1 and 2 below and have received residence status ("Student") under the Immigration Control and Refugee Recognition Act are eligible for enrollment at the university.

- Those who have completed 12 years of formal education at schools in foreign countries or have received an equivalent education.
- Those who have sufficient Japanese proficiency to take classes in Japanese after enrolling in the university.
 - "Japanese proficiency" is measured against the following standards.
 - Those who have completed an intermediate level of study at a Japanese language learning institution that consists of a curriculum of 600 hours or more, with attendance of 600 hours or more.
 - Those who hold a JLPT certification of N3 or higher (administered by Japan Educational Exchanges and Services Association and Japan Foundation) or J-Test (administered by Gobun Kenkyusha Co., Ltd.) certification of Grade D or higher.

Entrance Examination Schedule

Fall Enrollment (Preparatory Department for Overseas Students)

Categories	Application Period		Examination Date	Grade Posting Date	Processing Deadline	Examination Location	Examination Method
Applicants living outside Japan	First period	Apr.17 (Mon.) – May 17 (Wed.)	May. 27 (Sat.)	Jun. 2 (Fri.)	Jun. 16 (Fri.)	Online	Written examination (Japanese Language Abilities) Interview
	Second period	Jun. 1 (Thu.) – June 15 (Thu.)	Jun. 24 (Sat.)	Jun. 30 (Fri.)	Jul. 14 (Fri.)		
Applicants living in Japan	First period	Apr.17 (Mon.) – May 17 (Wed.)	May. 27 (Sat.)	Jun. 2 (Fri.)	Jun. 16 (Fri.)	Chubu Gakuin University & College (Seki Campus)	Written examination (Japanese Language Abilities) Interview
	Second period	Jun. 1 (Thu.) – June 15 (Thu.)	Jun. 24 (Sat.)	Jun. 30 (Fri.)	Jul. 14 (Fri.)		

Spring Enrollment

Categories	Application Period		Examination Date	Grade Posting Date	Processing Deadline	Examination Location	Examination Method
Applicants living outside Japan	First period	Aug. 1 (Tue.) – Aug. 31 (Thu.)	Sep. 23 (Sat., national holiday)	Sep. 29 (Fri.)	Oct. 13 (Fri.)	Online	Written Examination (Japanese Language Abilities) Assigned Composition Interview
	Second period	Sep. 4 (Mon.) – Sep. 22 (Fri.)	Oct. 14 (Sat.)	Oct. 20 (Fri.)	Nov. 7 (Tue.)		
	Third period	Oct. 30 (Mon.) – Nov. 10 (Fri.)	Nov. 18 (Sat.)	Nov. 24 (Fri.)	Dec. 14 (Thu.)		
Applicants living in Japan	First period	Aug. 1 (Tue.) – Aug. 24 (Thu.)	Sep. 9 (Sat.)	Sep. 15 (Fri.)	Sep. 29 (Fri.)	Chubu Gakuin University & College (Seki Campus)	Assigned Composition Interview
	Second period	Nov.15 (Wed.) – Nov. 29 (Wed.)	Dec. 9 (Sat.)	Dec. 15 (Fri.)	Dec. 22 (Fri.)		
	Third period	Jan. 4 (Thu.) – Jan. 26 (Fri.)	Feb. 10 (Sat.)	Feb. 16 (Fri.)	Feb. 22 (Thu.)		

* The examination will be organized by region while taking into account the needs of applicants who reside in different countries.

Application Documents

1. [For applicants living in Japan]

After checking attached document list (1) entitled “Documents to be submitted by applicants living in Japan” and reading the notes, please send required documents 1–12 as listed under “A) At time of application” to the following address, within the designated application period.

For documents written in a language other than Japanese, and for which a “○” mark is shown in the Japanese translation column of the list, please be sure to attach a Japanese translation.

2. [For applicants living overseas]

After checking attached document list (2) entitled “Documents to be submitted by applicants living overseas” and reading the notes, please send required documents 1–4 as listed under “A) At time of application” to the following address, within the designated application period.

For documents written in a language other than Japanese, and for which a “○” mark is shown in the Japanese translation column of the list, please be sure to attach a Japanese translation.

Submit to:

〒501-3993 2-1 Kirigaoka, Seki City,
Gifu Prefecture, Japan
Chubu Gakuin University & College
Public Relations Section for Entrance
Examinations (Seki Campus)

* Examination site details will be provided after confirming your application materials.

Inquiries Tel: 0575-24-2213
E-mail: nyushi@chubu-gu.ac.jp

Exam fee and bank account information for remittance

Examination Registration Fee	<p>30,000 Yen: Human Well-Being Department/ Education Department/ Sports Health Science Department/ Junior College Program (Infant Education Major/ Social Welfare Major)</p> <p>10,000 Yen: Preparatory Department for Overseas Students (Japanese Language Course)</p> <p>* Applicants are exempted from paying the examination registration fee for the Preparatory Department for Overseas Students, Japanese Language Course when applying simultaneously for both a course at the university or college and the Preparatory Department for Overseas Students Japanese Language Course.</p>
------------------------------	--

1. [For applicants living in Japan]

Please complete the required items on the entrance examination registration fee payment form and pay your examination registration fees at the post office.

Carefully store the payment transfer bill/receipt (furikae haraikomi seikyūsho ken ryōshusho), and submit the customer copy of the payment transfer receipt certificate (furikae haraikomi uketsuke shōmeisho) together with your application documents.

2. [For applicants living overseas]

Please transfer your examination registration fee to the bank account designated below by the application submission deadline. (includes the separate 5,500 yen overseas remittance fee)

Remittee Bank	Juroku Bank, Seki Branch (SWIFT code: JUROJPJT)
Account Number Bank Address	<p>[Human Well-Being / Education / Sports Health / Preparatory Department for Overseas Students, Japanese Language Course]</p> <p>Account type and number: Futsu koza (ordinary account) 1300018</p> <p>Account name: CHUBUGAKUINDAIGAKU 51-1 Higashi-kashiage, Seki City, Gifu Prefecture, Japan 501-3213</p> <hr/> <p>[Junior College Program Infant Education Major/ Social Welfare Major] Account type and number: Futsu koza (ordinary account) 0213062</p> <p>Account name: CHUBUGAKUINDAIGAKU TANKIDAIGAKUBU 51-1 Higashi-kashiage, Seki City, Gifu Prefecture, Japan 501-3213</p>
University Address	2-1 Kirigaoka, Seki City, Gifu Prefecture, Japan 501-3993

* Overpayment or underpayment of transfer amount will be settled after enrollment.

* When remitting payments, make sure to indicate your name.

Application Notes

- Applications that do not arrive by the application deadline will not be accepted.
- The examination application fee cannot be returned once it has been accepted. Similarly, accepted materials will not be returned without making arrangements in advance.
- Applicants who submit materials later found to be false may be stripped of their admission status and dismissed from the school.

Submit to:

**〒501-3993 2-1 Kirigaoka, Seki City, Gifu Prefecture, Japan
Chubu Gakuin University & College Public Relations
Section for Entrance Examinations (Seki Campus)**

Inquiries Tel: 0575-24-2213 E-mail: nyushi@chubu-gu.ac.jp

Documents to be submitted by applicants living in Japan

Documents Submitted		Notes	Japanese translation
A) Time of application			
1	Admission form (Both sides)	Prescribed form ①	○
2	Reason for overseas study and plan after graduation (completion)	Prescribed form ②	○
3	Health Certificate	Prescribed form ③ ※ Certificates for health examinations taken during the last one-year period while enrolled at your current school are also acceptable.	○
4	An original Certification of Graduation from your most recently completed	※ Applicants whose final academic record is university (or junior college/vocational school) should also submit an original certificate of graduation from their high school.	○
5	Academic transcript from the last school you went to	An academic transcript showing academic performance for each academic year and a document showing assessment standards ※ Applicants whose final academic record is university (or junior college/vocational school) should also submit an academic transcript from their high school showing academic performance for each academic year. ※ In cases where there is difficulty in having such a transcript reissued, a copy of the transcript that you submitted when applying for your Certificate of Eligibility for Residence Status is also acceptable.	○
6	Study certification from Japanese School (a or b)	a. Students enrolled at Japanese language schools or Preparatory Departments for Overseas Students should submit an academic transcript, a certified attendance record and a certificate of expected graduation (or course completion) from their school or department. b. Students enrolled at universities, short-term universities or vocational colleges should submit an academic transcript, a certificate of enrollment or a certificate of expected graduation from their university or college.	
7	Affidavit of Financial Support	Prescribed form ④ ※ Must be filled out by the source of financial support.	○
8	A copy of the results (pass/fail notice) of the Japanese-Language Proficiency Test, etc.	This may be omitted if you have not taken the test. Even if you failed the test, please send a copy of the pass/fail notice.	
9	Guarantee from Contact Person	Prescribed form ⑤ ※ Limited to contact person living in Japan	○
10	Application for Reduction of/ Exemption from of Payments as a Privately Funded International Student	Prescribed form ⑥ (Not necessary for persons applying to the Japanese Language Course/Preparatory Department for Overseas Students) ※ Must be filled out by the applicant himself/herself in Japanese	

Continued on reverse side

Attachment 1 – (April entrance)

Documents Submitted		Notes	Japanese translation
11	Copies of passport and residence card (Both sides)	Name, Passport Number, Date of Issue, Date of Expiry, copy of passport pages showing entry to Japan	
12	Three pieces of color photos (black-and-white photos are not accepted; 4cm ×3cm)	Clearly write name and Chubu Gakuin University & College on the back of photos	
13	the examination fees	Submit the customer copy of the receipt of payment transfer certificate (<i>furikae haraikomi uketsuke shōmeisho</i>).	
B) When you pass			
14	Study certification from Japanese School (a or b)	a.) Students enrolled at Japanese language schools or Preparatory Departments for Overseas Students should submit an academic transcript (for a 1-year period), a certified attendance record (for a 1-year period) and a certificate of graduation/completion. b.) Students enrolled at universities, junior college or vocational colleges should submit an academic transcript (for a 1-year period) and a certificate of graduation.	
15	Proof of income statements of source of financial support (last 3 years)	Income statements issued by the company can be used ※A taxation certificate (<i>kazei shōmeisho</i>) displaying your gross income is also acceptable.	○
16	Proof of taxation for the previous fiscal year	A copy of your Tax Withholding Slip (<i>gensen choshuhyo</i>) from your employer for the previous year or an income tax certificate (<i>shotoku kazei shomeisho</i>) issued by your municipality.	
17	You may be required to submit materials other than those above.		

Attachment 1 – (October entrance)

Documents to be submitted by applicants living in Japan

* Only for the Preparatory Department for Overseas Students, Japanese Language Course

Documents Submitted		Notes	Japanese translation
A) Time of application			
1	Admission form (Both sides)	Prescribed form ①	○
2	Reason for overseas study and plan after graduation (completion)	Prescribed form ②	○
3	Health Certificate	Prescribed form ③ ※ Certificates for health examinations taken during the last one-year period while enrolled at your current school are also acceptable.	○
4	An original Certification of Graduation from your most recently completed	※ Applicants whose final academic record is university (or junior college/vocational school) should also submit an original certificate of graduation from their high school.	○
5	Academic transcript from the last school you went to	An academic transcript showing academic performance for each academic year and a document showing assessment standards ※ Applicants whose final academic record is university (or junior college/vocational school) should also submit an academic transcript from their high school showing academic performance for each academic year. ※ In cases where there is difficulty in having such a transcript reissued, a copy of the transcript that you submitted when applying for your Certificate of Eligibility for Residence Status is also acceptable.	○
6	Study certification from Japanese School	Students enrolled at Japanese language schools or Preparatory Departments for Overseas Students should submit an academic transcript, a certified attendance record and a certificate of expected graduation (or course completion) from their school or department.	
7	Requirements for Japanese Language Proficiency Test (JLPT) Qualification (Candidates are required to submit either one, a, b, or c.)	<p>< Candidates of Japanese Language Proficiency Test (JLPT) ></p> <p>a : Those who took the Japanese Language Proficiency Test (JLPT) in Japan are required to submit both;</p> <ul style="list-style-type: none"> • Certification of JLPT Level N3 or higher • Photocopy of the Certificate of JLPT test result <p>b : Those who took the Japanese Language Proficiency Test (JLPT) in Japan are required to submit both;</p> <ul style="list-style-type: none"> • Certification of JLPT Level N3 or higher • Photocopy of the Certificate of Results and Scores of Japanese Language Proficiency Test <p>< Candidates of J. TEST : Test of Practical Japanese ></p> <p>c : Those who took J. TEST are required to submit both;</p> <ul style="list-style-type: none"> • Certification of Practical Japanese Proficiency Test (Grade D or higher) • Photocopy of the Result Sheet 	

Continued on reverse side

Attachment 1 - (October entrance)

Documents Submitted		Notes	Japanese translation
8	Affidavit of Financial Support	Prescribed form ④ ※Must be filled out by the source of financial support.	○
9	Proof of income statements of source of financial support (last 3 years)	Income statements issued by the company can be used ※A taxation certificate (<i>kazei shōmeisho</i>) displaying your gross income is also acceptable.	○
10	Guarantee from Contact Person	Prescribed form ⑤ ※Limited to contact person living in Japan	○
11	Copies of passport and residence card (Both sides)	Name, Passport Number, Date of Issue, Date of Expiry, copy of passport pages showing entry to Japan	
12	Three pieces of color photos (black-and-white photos are not accepted; 4cm ×3cm)	Clearly write name and Chubu Gakuin University & College on the back of photos	
13	the examination fees	Submit the customer copy of the receipt of payment transfer certificate (<i>furikae haraikomi uketsuke shōmeisho</i>).	
B) When you pass			
14	Study certification from Japanese School	Students enrolled at Japanese language schools or Preparatory Departments for Overseas Students should submit an academic transcript (for a 1-year period), a certified attendance record (for a 1-year period) and a certificate of graduation/completion.	
15	Proof of taxation for the previous fiscal year	A copy of your Tax Withholding Slip (<i>gensen choshuhyo</i>) from your employer for the previous year or an income tax certificate (<i>shotoku kazei shomeisho</i>) issued by your municipality.	
16	You may be required to submit materials other than those above.		

Attachment2 - (April entrance)

Documents to be submitted by applicants living overseas

* Those applying for the Fall term from overseas must also submit the documents indicated in B)

When You Pass at the time of application

Documents Submitted		Notes	Japanese translation
A) Time of application			
1	Admission form (Both sides)	Prescribed form ①	○
2	Reason for overseas study and plan after graduation (completion)	Prescribed form ②	○
3	Certificate of Graduation from your most recently completed schooling	Original or PDF (photo) of original	○
4	Copy of the results notification of JLPT, etc.	Please submit the results notification even if you did not pass. This item is unnecessary if you have not taken such a test.	
5	Copies of passport	For applicants holding a passport (Name, Passport Number, Date of Issue, Date of Expiry, copy of passport pages showing entry to Japan)	
B) When you pass			
6	An original Certification of Graduation from your most recently completed	Chinese applicants should also submit notarial certificate. ※ Applicants whose final academic record is university (or junior college/vocational school) should also submit an original certificate of graduation from their high school.	○
7	Academic transcript from the last school you went to	Full-year academic performance and a document showing assessment standards ※ Applicants whose final academic record is university (or junior college/vocational school) should also submit an academic transcript from their high school showing academic performance for each academic year.	○
8	Health Certificate	Prescribed form ③ ※ Certification for health examination in the last 3 months	○
9	Study certification from Japanese School	Required for Japanese learners in Japanese school	○
10	Proof of employment	applicants with employment experience	○
11	Copy of Household Register (for all family members)	The copy should be clear and should be the same size as the original.	○
12	Affidavit of Financial Support	Prescribed form ④ ※ Must be filled out by the source of financial support.	○
13	Proof of employment for source of financial support (a or b)	a. Wage earner: Certification with clear record of employment period, identity, etc. on official stationery) b. Sole proprietor: Copy of business license.	○
14	Proof of income statements of source of financial support (last 3 years)	Income statements issued by the company can be used ※ A taxation certificate (<i>kazei shōmeisho</i>) displaying your gross income is also acceptable.	○
15	Certificate of deposit balance of source	Original	○

Continued on reverse side

Attachment2 - (April entrance)

Documents Submitted		Notes	Japanese translation
16	Copy of certificates of deposit	The copy should be clear and should be the same size as the original.	○
17	Documents to prove relationship between applicant and source of financial support	Certification of kinship should be submitted.	○
18	Guarantee from Contact Person	Prescribed form ⑤ ※Limited to contact person living in Japan	○
19	Application for Reduction of/ Exemption from of Payments as a Privately Funded International Student	Prescribed form ⑥ (Not necessary for persons applying to the Japanese Language Course/Preparatory Department for Overseas Students) * Must be filled out by the applicant himself/herself in Japanese	
20	Five pieces of color photos (black-and-white photos are not accepted; 4cm × 3cm)	Clearly write name and Chubu Gakuin University & College on the back of photos	
21	Copy of the latest results notification of JLPT, etc.	Please bring it with you when you come to Japan	
22	You may be required to submit materials other than those above.		

Attachment2 - (October entrance)

Documents to be submitted by applicants living overseas

* Only for the Preparatory Department for Overseas Students, Japanese Language Course

Documents Submitted		Notes	Japanese translation
A) Time of application			
1	Admission form (Both sides)	Prescribed form ①	○
2	Reason for overseas study and plan after graduation (completion)	Prescribed form ②	○
3	Health Certificate	Prescribed form ③ ※Certification for health examination in the last 3 months	○
4	An original Certification of Graduation from your most recently completed	Chinese applicants should also submit notarial certificate. ※ Applicants whose final academic record is university (or junior college/vocational school) should also submit an original certificate of graduation from their high school.	○
5	Academic transcript from the last school you went to	Full-year academic performance and a document showing assessment standards ※ Applicants whose final academic record is university (or junior college/vocational school) should also submit an academic transcript from their high school showing academic performance for each academic year.	○
6	Study certification from Japanese School	Required for Japanese learners in Japanese school	○
7	Requirements for Japanese Language Proficiency Test (JLPT) Qualification (Candidates are required to submit either one, a, b, or c.)	<p>< Candidates of Japanese Language Proficiency Test (JLPT) ></p> <p>a : Those who took the Japanese Language Proficiency Test (JLPT) in Japan are required to submit both;</p> <ul style="list-style-type: none"> • Certification of JLPT Level N3 or higher • Photocopy of the Certificate of JLPT test result <p>b : Those who took the Japanese Language Proficiency Test (JLPT) in Japan are required to submit both;</p> <ul style="list-style-type: none"> • Certification of JLPT Level N3 or higher • Photocopy of the Certificate of Results and Scores of Japanese Language Proficiency Test <p>< Candidates of J. TEST : Test of Practical Japanese ></p> <p>c : Those who took J. TEST are required to submit both;</p> <ul style="list-style-type: none"> • Certification of Practical Japanese Proficiency Test (Grade D or higher) • Photocopy of the Result Sheet 	
8	Proof of employment	applicants with employment experience	○
9	Copy of Household Register (for all family members)	The copy should be clear and should be the same size as the original.	○
10	Affidavit of Financial Support	Prescribed form ④ ※Must be filled out by the source of financial support.	○

Continued on reverse side

Attachment2 - (October entrance)

Documents Submitted		Notes	Japanese translation
11	Proof of employment for source of financial support (a or b)	a. Wage earner: Certification with clear record of employment period, identity, etc. on official stationery) b. Sole proprietor: Copy of business license.	○
12	Proof of income statements of source of financial support (last 3 years)	Income statements issued by the company can be used ※A taxation certificate (<i>kazei shōmeisho</i>) displaying your gross income is also acceptable.	○
13	Certificate of deposit balance of source	Original	○
14	Copy of certificates of deposit	The copy should be clear and should be the same size as the original.	○
15	Documents to prove relationship between applicant and source of financial support	Certification of kinship should be submitted.	○
16	Guarantee from Contact Person	Prescribed form ⑤ ※Limited to contact person living in Japan	○
17	Copies of passport	For applicants holding a passport (Name, Passport Number, Date of Issue, Date of Expiry, copy of passport pages showing entry to Japan)	
18	Five pieces of color photos (black-and-white photos are not accepted; 4cm × 3cm)	Clearly write name and Chubu Gakuin University & College on the back of photos	
19	You may be required to submit materials other than those above.		
B) When you pass			
20	Copy of the latest results notification of JLPT, etc.	Please bring it with you when you come to Japan	

Chubu Gakuin University & College and Short-Term University Institution of Chubu Gakuin University & College Application Form

①

Exam registration number : _____ (Don't fill in)

1. Department/Program of Choice

(Indicate whether you are applying from outside or inside Japan and whether you plan to use the school bus on exam day)

<input type="checkbox"/> Human Well-Being Department <input type="checkbox"/> Education Department <input type="checkbox"/> Sports Health Science Department <input type="checkbox"/> Junior College Program/Infant Education Major <input type="checkbox"/> Junior College Program/Social Welfare Major * If you are applying for a Social Welfare Major, please select which course. (<input type="checkbox"/> Nursing and Welfare Course <input type="checkbox"/> Beauty Design Course <input type="checkbox"/> Healthcare Administration Course) <input type="checkbox"/> Japanese Language Course/Preparatory Department for Overseas Students (Fall Admission <input type="checkbox"/> 1.5-year <input type="checkbox"/> Recommendation) <input type="checkbox"/> If I were to fail an exam for this department, I would like to take a special Japanese course for foreign students.	<input type="checkbox"/> Applicants living in Japan <input type="checkbox"/> Applicants living outside Japan ● For applicants inside Japan, check the applicable box regarding use of the school bus on exam day. <input type="checkbox"/> JR Gifu Station bus stop <input type="checkbox"/> Meitetsu Inuyama Sta. bus stop <input type="checkbox"/> JR Mino-Ota Sta. bus stop <input type="checkbox"/> JR Tajimi Sta. North Exit <input type="checkbox"/> Will not use the bus * For information about bus stops, please refer to the last page of the Application Guidelines.
---	---

2. Personal Background

Name	alphabet			photo 4cm × 3cm
	Hiragana			
	Chinese Characters			
Date of Birth	Year	Month	Day	Age ()
Nationality		Contact Details	Home phone number:	
Birthplace			Mobile phone number:	
Gender	Male / Female		E-mail:	
Marital Status	Married / Single	Religion	Yes () / No	
Occupation	<input type="checkbox"/> Student <input type="checkbox"/> Employee <input type="checkbox"/> Unemployed <input type="checkbox"/> Other ()			
Address in Japan	Address:			

3. Education History (List schools attended in chronological order beginning with elementary school)

	Name of School	Period of Enrollment		Years Attended
		Date of Entrance	Date of Graduation	
Elementary School		
Junior High School		
High School		
Junior College/ Vocational School		
University		
		

4. Employment History (Yes / No)

Name of Company or Employer	Time of Employment	Description of Work
	~	
	~	

5. Period of Japanese Language Study (including study scheduled for completion)

Name of School (Includes self-study)	Period of study		Years of study
	Date of Entrance	Date of Graduation	
	. . ~ . .		
	. . ~ . .		
	. . ~ . .		

Japanese-Language Proficiency Test [N] (Passed / Not Passed) points, test taken in (year) (month)
 J.Test [Level] (Passed / Not Passed) points, test taken in (year) (month)
 Other () [Level] (Passed / Not Passed) points, test taken in (year) (month)

Please write down your test results regardless of whether you passed or failed.

6. Prior History of Visits/Periods of Stay in Japan (Yes / No)

Number of Visits	Periods of Stay	Status of residence	Purpose (school name, company name, etc.)
1	. . ~ . .		
2	. . ~ . .		

7. Passport (Have [Passport number:] / Don't Have / Currently applying)

8. Have you ever applied for Status of Residence in Japan before? (Yes [: times] / No)

9. Were you ever disenrolled, expelled, deported or punished for committing a crime (either in Japan or abroad)? (Yes / No)

If the answer is "Yes," you may have to submit relevant documents, as necessary.

10. Family Members

Relationship	Name	Age	Occupation, etc

11. Family in Japan? (Yes / No)

If the answer is "Yes," please attach a copy of your family member's Residence Card (both sides)

12. Financial Supporter (Resident of your home country or resident of Japan)

Name		Relationship with Applicant	
Name of Workplace	Telephone:		
Address	Address: Telephone:		

The information indicated above is correct.

Signature of Applicant

Seal

Year Month Day
 Date . .

ChubuGakuinUniversity and
Short-Term University Institution of Chubu Gakuin University & College
Health Certificate

(To be filled out by a physician within three months)

Name: _____

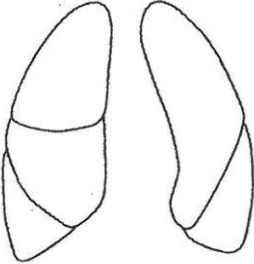
Gender : Male / Female

Current Address : _____

Phone: _____

Date of Birth : _____
Year. Month. Day.
(_____ years old)

Nationality : _____

1. Physical examination						
Height: _____ cm	Visual acuity	Right: (naked eye) (corrected)	Hearing acuity	Right:		
Weight: _____ kg		Left: (naked eye) (corrected)		Left:		
2. Is the patient currently receiving treatment for any condition? <input type="checkbox"/> No <input type="checkbox"/> Yes Name of condition: _____						
3. Medical history	<input checked="" type="checkbox"/>	Name of condition	Time of complete healing/under treatment	<input checked="" type="checkbox"/>	Name of condition	Time of complete healing/under treatment
Check the applicable conditions and enter the time of complete healing or state "under treatment." If none apply, check "None" below.		Tuberculosis			Malaria	
		Other infection			Epilepsy	
		Renal disease			Cardiac condition	
		Diabetes mellitus			Drug allergy	
<input checked="" type="checkbox"/> None		Psychiatric condition			Limb dysfunction	
4. X-ray examination						
<input type="checkbox"/> Healthy <input type="checkbox"/> Observation required <input type="checkbox"/> Medical intervention required					Findings:	
Date of imaging: _____						
5. Physician's diagnosis/opinion:						
State whether continued treatment/dosing is needed and whether there are other issues in addition to diagnosis/opinion.						
6. Is the patient sufficiently fit to study in Japan?						
<input type="checkbox"/> Yes <input type="checkbox"/> No						

I certify that the above statement is true as a result of the examination.

Name of medical institute: _____ (Seal) Name of physician: _____

Date of diagnosis: _____ Address: _____

Guarantee from Contact Person (Living in Japan)

To the President of Chubu Gakuin University & College and Short-Term University
Institution of Chubu Gakuin University & College

Nationality: _____

Name of Applicant: _____

Date of Birth: Year Month Day Gender: Male / Female
_____ . .

I guarantee that I will go to your school as required and keep in touch with the student and his/her supervisor in his/her study at Chubu Gakuin University & College and Short-Term University Institution of Chubu Gakuin University & College from the time he/she gets admitted and completes procedures in Japan.

Katakana

Name of contact person (personal signature) : _____

Seal

Nationality _____

Age _____

Address Postal Code

Home phone _____

Occupation _____

Fax. _____

Relationship to Applicant _____

Date of Filing Year Month Day
_____ . .

_____ (year)

Application for Reduction of/Exemption from of Payments as a Privately Funded International Student

_____ Year Month Day

To the University President

Department of Choice _____

Furigana

Name _____

Country of Birth _____

I hereby apply for a reduction of/exemption from school payments for the following reasons.

Reasons:
